










Fire safety arrangements available at Metro Stations

- ▶ **Fire Detection System** – Detectors have been provided in Metro Stations for early detection of smoke and fire. 
- ▶ **Fire Alarm System** – Small boxes with glass cover placed near exit points. A person discovering fire can use it to alert others. 
- ▶ **Public Address System** – Guides commuters in case of any emergency / fire. 
- ▶ **Fire Extinguishers** – Different types of fire extinguishers are provided at strategic locations to extinguish small fire at incipient stages. 
- ▶ **Fire Hose Cabinet** – Red coloured cabinets have been placed at strategic locations. 
- ▶ **Hose Reel** – A rubber hosepipe with a shut-off nozzle rolled on a rotating drum. Just open the valve and pull up to fire if required. 
- ▶ **Fire Service Inlet** – A connection through which fire brigade tenders can be connected to the fire fighting system of the building. 
- ▶ **Emergency Ventilation System** – Emergency ventilation system & smoke control system have been provided in all underground Metro stations and tunnels. 
- ▶ **Caution** – Never use water based fire extinguishing media for fighting fires in live electrical equipments / wires. 

In case of any Emergency or Fire contact 2218555, 101



DELHI METRO RAIL CORPORATION LTD.
NBCC Place, Pragati Vihar, Bhisma Pitamah Marg, New Delhi - 110 003
Visit us at : www.delhimetrorail.com



DELHI METRO
मेरा मेट्रो

Fire prevention is better option!

FIRE SERVICE WEEK
14th-20th April

Plan a safe exit



- ▶ Familiarize yourself with the station layout particularly the entry and exit points.



- ▶ Know the location of Emergency exit provided at the station.



- ▶ Raise an Alarm. Use Manual Call Points to alert others in case of any emergency/ fire.



- ▶ Inform DMRC Staff / Security Personnel / Fire Brigade.

- ▶ Follow instructions given by the DMRC staff through Public Address System.



- ▶ Help disabled, elderly, small children and women in evacuation.

- ▶ Do not use Lifts in case of fire.



- ▶ Make sure you know the location of first aid fire fighting equipments/ appliances.



- ▶ Without taking undue risk, try to control and extinguish fire with available fire fighting equipments.

- ▶ In case of smoke, get down to the floor, cover your mouth and nose with cloth and crawl away quickly.



- ▶ Move out of the Station using Staircases & Escalators.



Evacuating a train in the tunnel

- 1 In case of fire or other emergency contact Train Operator by using intercom provided inside coach near doors.
- 2 In case of fire or toxic gas release inside coach, move away from affected area. Cover nose and mouth with cloth.
- 3 Fire extinguishers provided in each coach could be used to control fire.
- 4 As directed by Train Operator, move towards the Emergency Exit Doors (provided at both ends of the train). Shift the handle and push door with hands to open Emergency Exit door and step down on the track.
- 5 Walk along the track towards nearest station under guidance and supervision of train operator / DMRC official. Do not touch any electrical equipment or installation on the track.
- 6 Emergency Telephones have been provided along the tunnel near Blue Light Box. To communicate with Metro's Operational Control Center, open the box and lift handset to talk. This telephone has automatic dialing.
- 7 While crossing the tracks, be cautious of some track equipments that are installed on the track bed.