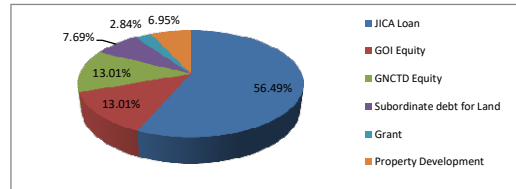


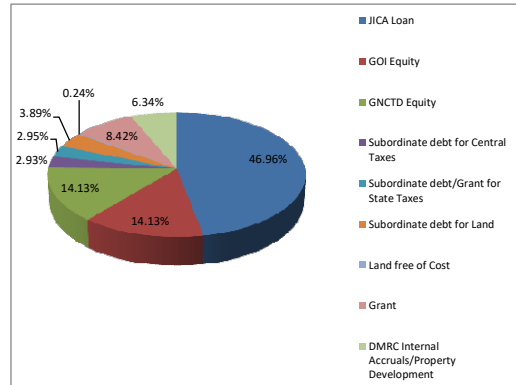
**Funding Plan of Phase-I (including Dwarka Sub-City)**

Particulars	Amount (Rs./Crore)	%
JICA Loan	6,356.45	56.49%
GOI Equity	1,464.00	13.01%
GNCTD Equity	1,464.00	13.01%
Subordinate debt for Land	865.00	7.69%
Grant	320.00	2.84%
Property Development	782.55	6.95%
<b>Total</b>	<b>11,252.00</b>	<b>100%</b>



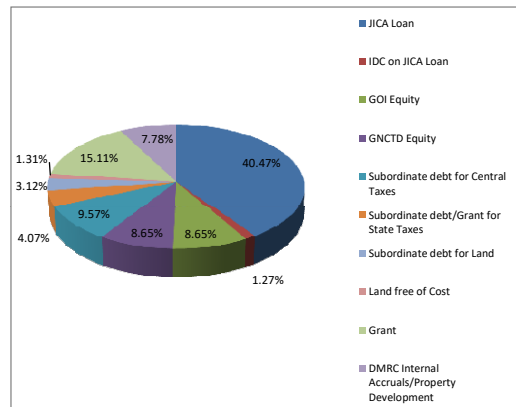
**Funding Plan of Phase-II (including NCR and Dwarka)**

Particulars	Amount (Rs./Crore)	%
JICA Loan	10,231.62	46.96%
GOI Equity	3,078.70	14.13%
GNCTD Equity	3,078.70	14.13%
Subordinate debt for Central Taxes	638.50	2.93%
Subordinate debt/Grant for State Taxes	643.70	2.95%
Subordinate debt for Land	848.00	3.89%
Land free of Cost	52.00	0.24%
Grant	1,833.94	8.42%
DMRC Internal Accruals/Property Development	1,382.11	6.34%
<b>Total</b>	<b>21,787.27</b>	<b>100%</b>



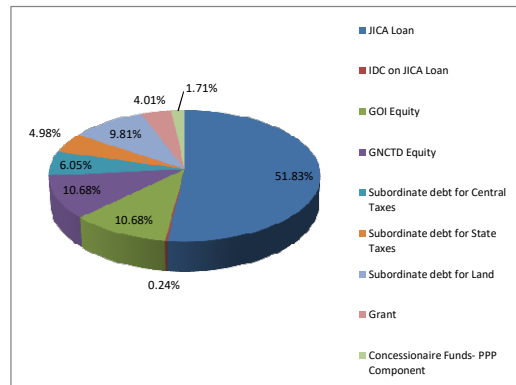
**Funding Plan of Phase-III (including NCR)**

Particulars	Amount (Rs./Crore)	%
JICA Loan	19,656.00	40.47%
IDC on JICA Loan	617.00	1.27%
GOI Equity	4,200.00	8.65%
GNCTD Equity	4,200.00	8.65%
Subordinate debt for Central Taxes	4,647.86	9.57%
Subordinate debt/Grant for State Taxes	1,975.40	4.07%
Subordinate debt for Land	1,515.00	3.12%
Land free of Cost	637.60	1.31%
Grant	7,336.26	15.11%
DMRC Internal Accruals/Property Development	3,780.00	7.78%
<b>Total</b>	<b>48,565.12</b>	<b>100%</b>



**Funding Plan of Phase-IV (three priority corridors)**

Particulars	Amount (Rs./Crore)	%
JICA Loan	12,930.91	51.83%
IDC on JICA Loan	59.51	0.24%
GOI Equity	2,664.90	10.68%
GNCTD Equity	2,664.90	10.68%
Subordinate debt for Central Taxes	1,510.28	6.05%
Subordinate debt for State Taxes	1,243.31	4.98%
Subordinate debt for Land	2,447.19	9.81%
Grant	1,000.00	4.01%
Concessionaire Funds- PPP Component	427.64	1.71%
<b>Total</b>	<b>24,948.65</b>	<b>100%</b>



**Funding Plan of Phase-IV (Balance 2 corridors)**

Particulars	Amount (Rs./Crore)	%
JICA Loan	4,309.53	51.31%
IDC on JICA Loan	26.87	0.32%
GOI Equity	1,143.14	13.61%
GNCTD Equity	1,143.14	13.61%
Subordinate debt for Central Taxes	523.86	6.24%
Subordinate debt for State Taxes	440.34	5.24%
Subordinate debt for Land	284.90	3.39%
Concessionaire Funds- PPP Component	195.04	2.32%
Internal Accruals	333.00	3.96%
<b>Total</b>	<b>8,399.81</b>	<b>100%</b>

